






GLENBAWN DAM
 Lake Glenbawn was named after a riverside property that now lies submerged beneath its waters. The original Glenbawn dam was constructed between 1954 and 1957, to regulate the flow of the Hunter River. As capacity the dam holds 750,000 mega litres or around twice that of Sydney Harbour.

In 2003, a 2km pipeline into the nearby Glenbawn Dam was constructed and significant additional water licenses were acquired. The completion of this project ensured that the farm and its horses remain protected from the ravages of drought.
 Pumping capacity: 0 Pumps, 13,000 litres/minute
 Capable of running 12 irrigators across entire property.

Arrowfield Stud is situated in the Segenhoe Valley, a highly fertile pocket of land in the Upper Hunter Valley of New South Wales, which is renowned for its production of high-class racehorses. The property is 7km from the township of Scone and 282km north of Sydney. Today, the property holdings have a total area of 814ha (2010 acres) and comprise four farms, each serving a specific role.

The main Arrowfield Farm houses the offices, the stallions, Arrowfield owned mares, guesthouse and foaling unit. Windermere is the yearling operation. Leighton Park was added to the land holdings in 2003 and has been converted into a quarantine station, providing Arrowfield and its clients with flexibility in dealing with the importation of in-foal mares. Belleve Stud was adjoined in 2005 and serves as a boutique mare farm providing walk-on facilities and a fully integrated service, including yearling preparation, for clients.

The Arrowfield Training Centre was designed and built to compliment Arrowfield Stud's breeding operation by offering a world class race horse training facility.

 <p>ARROWFIELD 421ha (1040 acres)</p> <ul style="list-style-type: none"> Main Entrance Office Homestead Stallion Barn Stallion Parade Area Serving Barn Mare Receiving Barn Foaling Barn Foaling/Night-Watch Area Stud Manager's House Feed Shed Floot Entrance Staff Accommodation Wahroonga Barn Mare Barn Guest House Pipeline 	 <p>BELLEVE 187ha (461 acres)</p> <ul style="list-style-type: none"> Entrance Main Barn Staff Accommodation Foaling Area Yearling Yards
 <p>LEIGHTON PARK 109ha (270 acres)</p> <ul style="list-style-type: none"> Entrance Quarantine Barn Exercise Track 	 <p>WINDERMERE 97ha (239 acres)</p> <ul style="list-style-type: none"> Entrance Yearling Barn Yearling Parade Area Yearling Yards Work Shop Staff Accommodation
 <p>ARROWFIELD TRAINING CENTRE 220ha (550 acres)</p> <ul style="list-style-type: none"> Entrance Stables Training Track Spelling Paddock 	

